

Novatech®



500 SERIES | REINFORCED WOOD FRAME
FOR EASY INSTALLATION

CHOOSE...



530

Exceptional structural integrity and performance.

PVC/wood frame | Mechanically assembled PVC panels

- Mechanically assembled reinforced PVC panels with double seals and Edgetech Super Spacer for greater weather tightness and comfort.
- Maintenance free PVC construction combines a structural wood core in the frame for added strength and easy installation.
- Tandem wheels for easy and smooth operation.
- Quick draining door sill sloped at 9°.
- Exterior face plate handle design allows greater opening.



550

Timeless look and high performance all welded PVC construction

PVC/wood frame | Welded PVC panels

- Higher quality and performance.
- Double or triple sealed units provide greater weather tightness, comfort and energy efficiency.
- Maintenance free welded PVC construction combines a structural wood core in the frame for added strength and easy installation.
- Frame depth from 5 1/2" to 11 3/4" to suit your installation requirements.
- Tandem wheels for easy and smooth operation.
- Quick draining door sill sloped at 9°.
- Integrated white or satin grey blinds with Low E glass, available.

WARRANTY

20 YEAR LIMITED WARRANTY ON UNPAINTED PVC
AND WHITE ALUMINUM EXTRUSION

20 YEAR LIMITED WARRANTY ON LOW-E GLASS UNIT
(RESIDENTIAL APPLICATION)



ELEMENT

Durability in all its colors!

PVC/wood/aluminum frame | PVC/aluminum panels

- The unrivaled durability of an extruded aluminum exterior construction.
- Greater energy efficiency with PVC on the interior.
- Sizes up to 12' x 8' (W x H).
- Wide choice of configurations available.
- Tandem wheels for easy and smooth operation.
- Quick draining door sill sloped at 9°.
- Integrated white or satin grey blinds with Low E glass, available.
- Exterior colours offered at no extra cost.



IMAGINE

The practicality of a sliding door with the look of a garden door.

PVC/wood frame | Welded PVC panels

- The garden door with the largest glass surface.
- Wider panels offer a classic, yet contemporary garden look.
- Arrange your furniture as you wish with no interference, inside or outside!
- Maintenance free welded PVC frame combines a structural wood core in the frame for added strength and easy installation.
- Tandem wheels for easy and smooth operation.
- Quick draining door sill sloped at 9°.
- Integrated white or satin grey blinds with Low E glass, available.

10 YEAR LIMITED WARRANTY ON INTEGRATED BLINDS

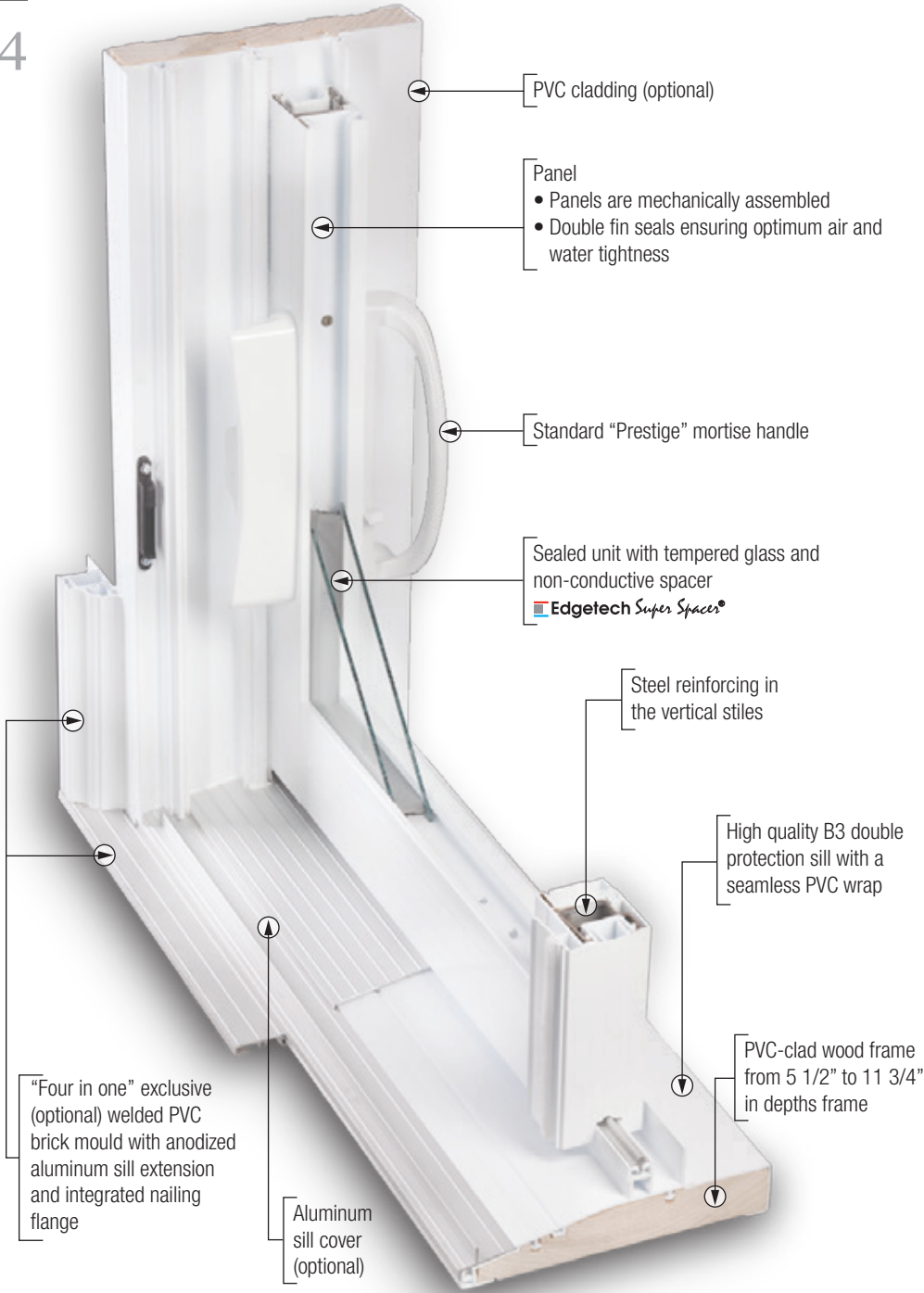
5 YEAR LIMITED WARRANTY ON HARDWARE

WARRANTY CERTIFICATE AVAILABLE UPON REQUEST

All products come standard with sealed unit with tempered glass and non-conductive spacer

 **Edgetech** Super Spacer®

4



CHOICE OF OPENINGS AND SIZES *Exterior view

X= OPENING PANEL
O= FIXED PANEL

5'	6'	8'	9'	9' & 12"	10' & 12'																						
<table border="1" style="width: 100%;"> <tr><td style="width: 50%;">O</td><td style="width: 50%;">X</td></tr> <tr><td style="width: 50%;">X</td><td style="width: 50%;">O</td></tr> </table>	O	X	X	O	<table border="1" style="width: 100%;"> <tr><td style="width: 50%;">O</td><td style="width: 50%;">X</td></tr> <tr><td style="width: 50%;">X</td><td style="width: 50%;">O</td></tr> </table>	O	X	X	O	<table border="1" style="width: 100%;"> <tr><td style="width: 50%;">O</td><td style="width: 50%;">X</td></tr> <tr><td style="width: 50%;">X</td><td style="width: 50%;">O</td></tr> </table>	O	X	X	O	<table border="1" style="width: 100%;"> <tr><td style="width: 33%;">X</td><td style="width: 33%;">O</td><td style="width: 33%;">X</td></tr> </table>	X	O	X	<table border="1" style="width: 100%;"> <tr><td style="width: 33%;">O</td><td style="width: 33%;">X</td><td style="width: 33%;">O</td></tr> </table>	O	X	O	<table border="1" style="width: 100%;"> <tr><td style="width: 25%;">O</td><td style="width: 25%;">X</td><td style="width: 25%;">X</td><td style="width: 25%;">O</td></tr> </table>	O	X	X	O
O	X																										
X	O																										
O	X																										
X	O																										
O	X																										
X	O																										
X	O	X																									
O	X	O																									
O	X	X	O																								
59 1/2" x 79 1/2" 58 1/2" x 81"	71 1/2" x 79 1/2" 70 1/2" x 81"	95 1/2" x 79 1/2" 94 1/2" x 81"	104 5/8" x 79 1/2" 103 1/4" x 81"	107 1/4" x 79 1/2" 105 7/8" x 81" 141 3/4" x 81"	116 1/2" x 79 1/2" 140 7/16" x 79 1/2" 114 1/2" x 81" 138 9/16" x 81"																						

X00 or 00X (9')
available on request

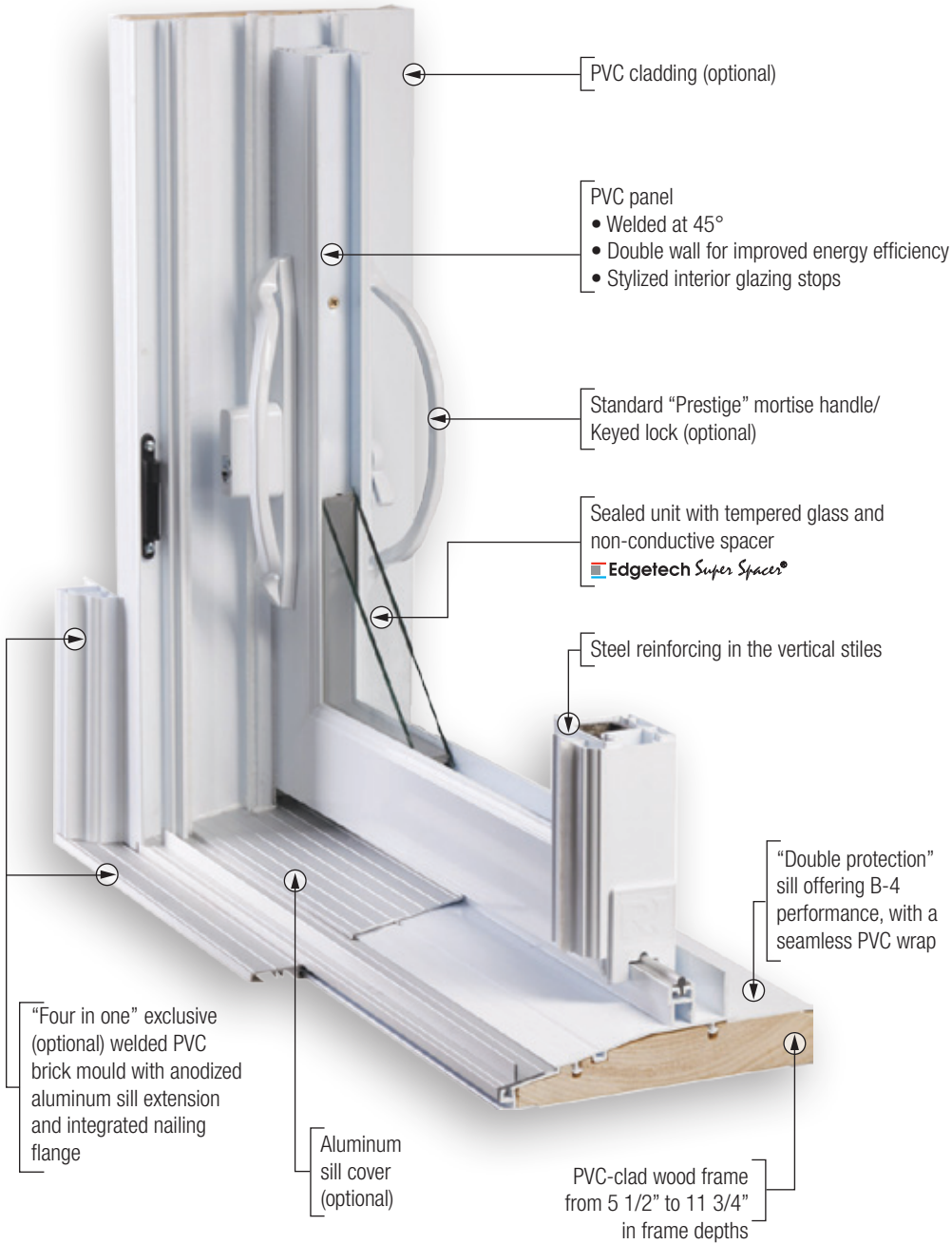


SHOWN WITH BLACK PAINT OPTION AND 1 3/4" DIVIDERS

PERFORMANCES

Canadian Standards	Air-tightness	Water-tightness	Wind resistance	Ease of operation	Forced entry
CAN/CGSB-82.1-M89	A3	B3	C3	E3	F2
Harmonized Standards - 71 1/2" x 81"	Air-tightness	Water-tightness	Structure	Overall	
AAMA/WDMA/CSA101/I.S.2/A440-08	PASSED	330 Pa	DP-45	PG-R45	
Energy efficiency					
RE 32 / U 1,76 Low E 80/70 Surface 3			RE 31 / U 1,76 Low E 80/70 Surface 2		

Testing performed in a laboratory



CHOICE OF OPENINGS AND SIZES *Exterior view

X= OPENING PANEL
O= FIXED PANEL

5'	6'	7' & 8'	9' & 12'	9' & 12'	10' & 12'																						
<table border="1"> <tr><td>O</td><td>X</td></tr> <tr><td>X</td><td>O</td></tr> </table>	O	X	X	O	<table border="1"> <tr><td>O</td><td>X</td></tr> <tr><td>X</td><td>O</td></tr> </table>	O	X	X	O	<table border="1"> <tr><td>O</td><td>X</td></tr> <tr><td>X</td><td>O</td></tr> </table>	O	X	X	O	<table border="1"> <tr><td>X</td><td>O</td><td>X</td></tr> </table>	X	O	X	<table border="1"> <tr><td>O</td><td>X</td><td>O</td></tr> </table>	O	X	O	<table border="1"> <tr><td>O</td><td>X</td><td>X</td><td>O</td></tr> </table>	O	X	X	O
O	X																										
X	O																										
O	X																										
X	O																										
O	X																										
X	O																										
X	O	X																									
O	X	O																									
O	X	X	O																								
59 1/2" x 79 1/2" or 95 1/2" 58 1/2" x 81"	71 1/2" x 79 1/2" or 95 1/2" 70 1/2" x 81"	95 1/2" x 79 1/2" or 95 1/2" 82 1/2" x 81" 94 1/2" x 81"	105" x 79 1/2" 103 7/16" x 81" 139 3/8" x 81"	107 3/16" x 79 1/2" 105 5/8" x 81" 141 5/8" x 81"	116 1/4" x 79 1/2" 140 1/4" x 79 1/2" 114 5/16" x 81" 138 1/4" x 81"																						

TIMELESS LOOK AND HIGH PERFORMANCE ALL WELDED PVC CONSTRUCTION
PVC/WOOD FRAME | WELDED PVC PANELS

550

7

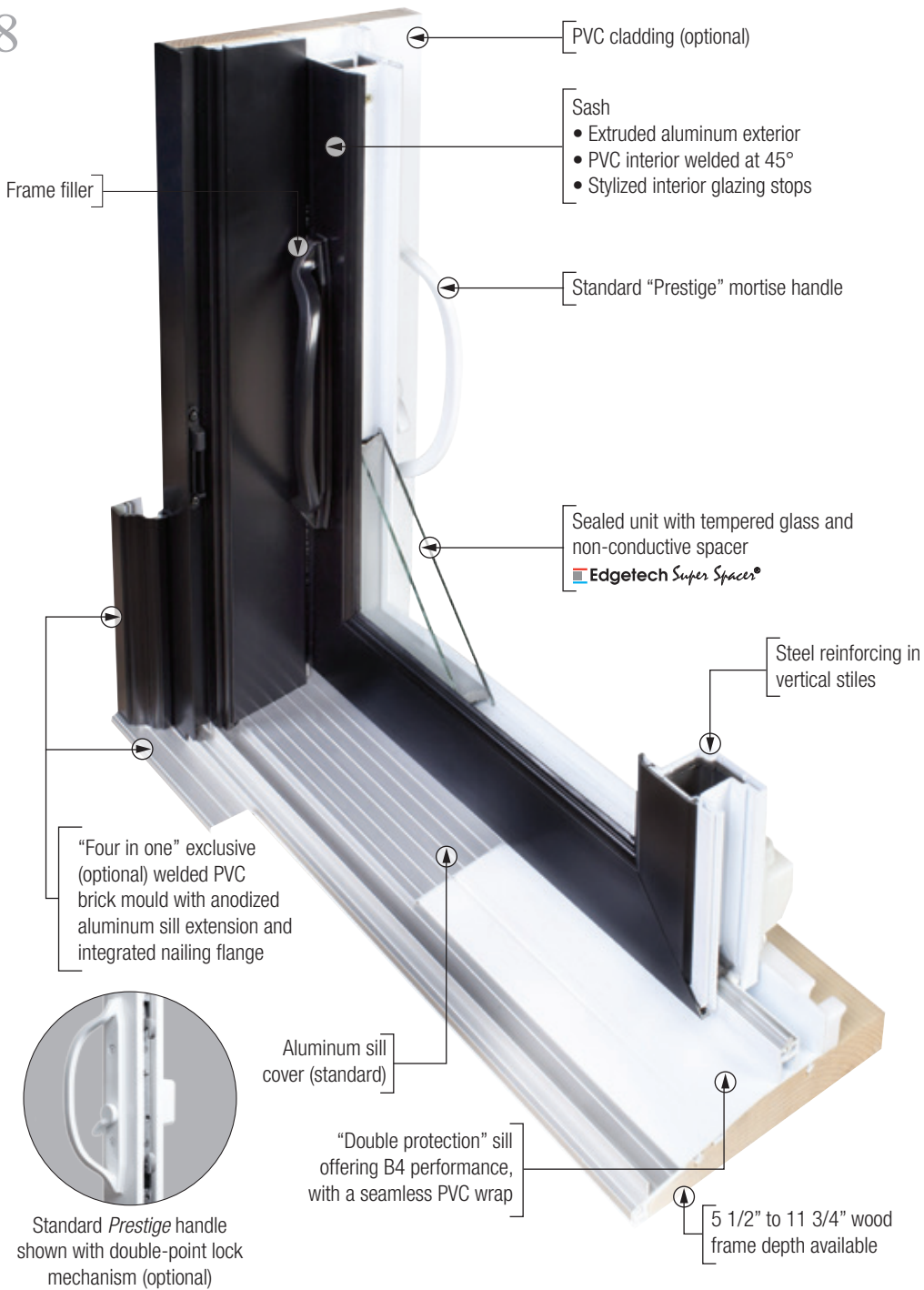


SHOWN WITH INTEGRATED ALUMINUM MINI-BLINDS - WHITE

PERFORMANCES

Canadian Standards	Air-tightness	Water-tightness	Wind resistance	Ease of operation	Forced entry
CAN/CGSB-82.1-M89	A3	B4	C3	E3	F2
Harmonized Standards - 71 1/2" x 81"	Air-tightness	Water-tightness	Structure	Overall	
AAMA/WDMA/CSA101/I.S.2/A440-08	PASSED	400 Pa	DP-45	PG-R45	
Energy efficiency					
RE 34 / U 1,70 Low E 80/70 Surface 3			RE 31 / U 1,70 Low E 80/70 Surface 2		

Testing performed in a laboratory



Standard *Prestige* handle shown with double-point lock mechanism (optional)



Colors at no additional cost: CLEAR ANODIZED, COMMERCIAL BROWN, PEBBLE, BLACK and CHARCOAL. (Outside color).

- Clear anodized
- Commercial brown
- Pebble
- Black
- Charcoal

CHOICE OF OPENINGS AND SIZES *Exterior view

X= OPENING PANEL
O= FIXED PANEL

5'	6'	7' & 8'	9'	9' & 12'	10' & 12'																						
<table border="1" style="margin: auto;"> <tr><td>O</td><td>X</td></tr> <tr><td>X</td><td>O</td></tr> </table>	O	X	X	O	<table border="1" style="margin: auto;"> <tr><td>O</td><td>X</td></tr> <tr><td>X</td><td>O</td></tr> </table>	O	X	X	O	<table border="1" style="margin: auto;"> <tr><td>O</td><td>X</td></tr> <tr><td>X</td><td>O</td></tr> </table>	O	X	X	O	<table border="1" style="margin: auto;"> <tr><td>X</td><td>O</td><td>X</td></tr> </table>	X	O	X	<table border="1" style="margin: auto;"> <tr><td>O</td><td>X</td><td>O</td></tr> </table>	O	X	O	<table border="1" style="margin: auto;"> <tr><td>O</td><td>X</td><td>X</td><td>O</td></tr> </table>	O	X	X	O
O	X																										
X	O																										
O	X																										
X	O																										
O	X																										
X	O																										
X	O	X																									
O	X	O																									
O	X	X	O																								
59 1/2" x 79 1/2" or 95 1/2" 58 1/2" x 81"	71 1/2" x 79 1/2" or 95 1/2" 70 1/2" x 81"	95 1/2" x 79 1/2" or 95 1/2" 82 1/2" x 81" 94 1/2" x 81"	105" x 79 1/2" or 95 1/2" 103 7/16" x 81"	107 3/16" x 79 1/2" or 95 1/2" 105 5/8" x 81" 141 5/8" x 81"	116 1/4" x 79 1/2" or 95 1/2" 140 1/4" x 79 1/2" or 95 1/2" 114 5/16" x 81" 138 1/4" x 81"																						

DURABILITY IN ALL ITS COLORS!
PVC/WOOD/ALUMINUM FRAME | PVC/ALUMINUM PANELS

ELEMENT



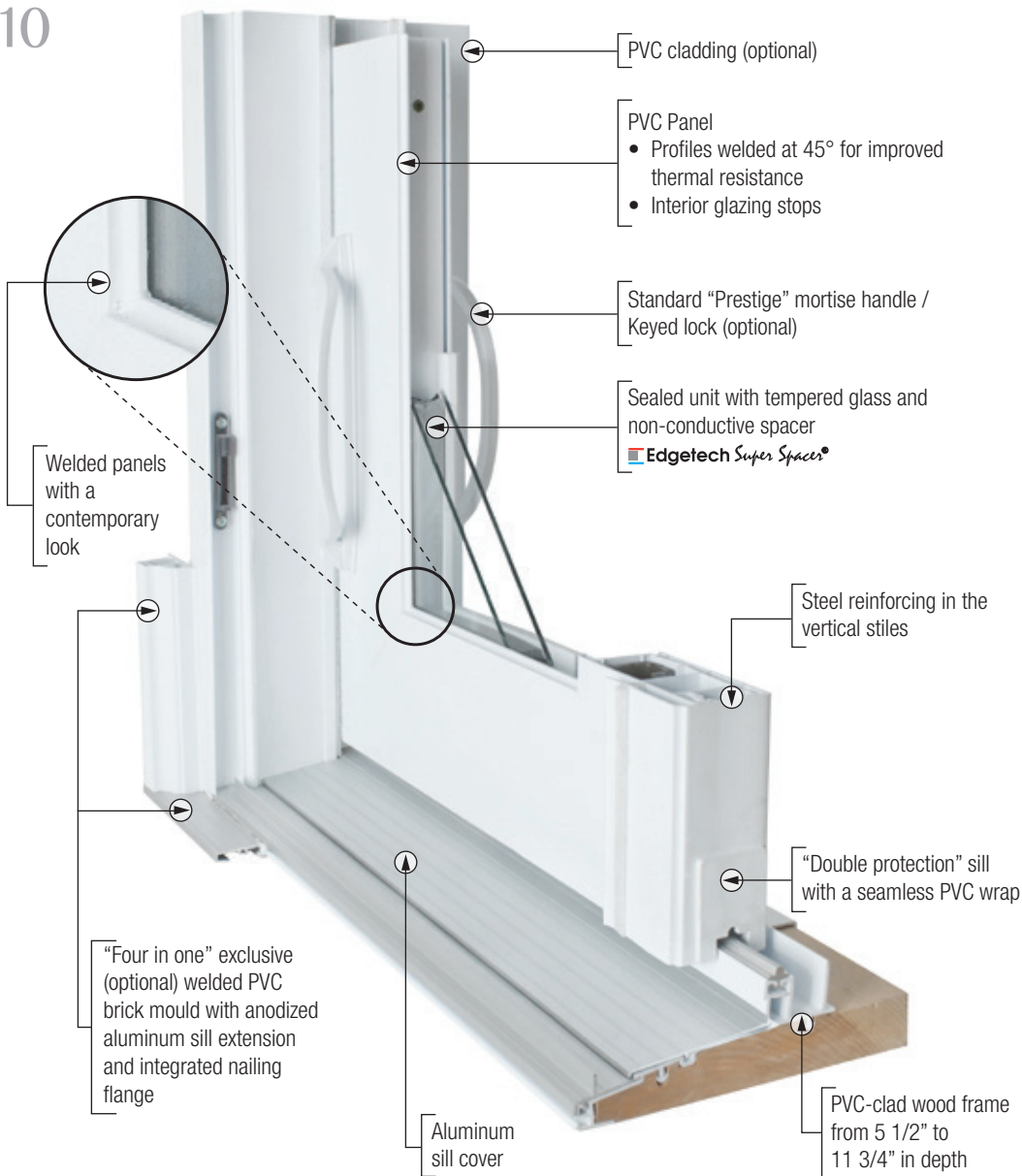
SHOWN WITH BLACK PAINT OPTION AND INTEGRATED ALUMINUM MINI-BLINDS - SATIN GREY

PERFORMANCES

Canadian Standards	Air-tightness	Water-tightness	Wind resistance	Ease of operation	Forced entry
CAN/CGSB-82.1-M89	A3	B4	C3	E3	F2
Harmonized Standards - 71 1/2" x 81"	Air-tightness	Water-tightness	Structure	Overall	
AAMA/WDMA/CSA101/I.S.2/A440-08	PASSED	400 Pa	DP-50	PG-R50	
Energy efficiency					
RE 32 / U 1,76 Low E 80/70 Surface 3			RE 30 / U 1,76 Low E 80/70 Surface 2		

Testing performed in a laboratory

10



CHOICE OF OPENINGS AND SIZES *Exterior view

X= OPENING PANEL
O= FIXED PANEL

5'	6'	8'	9'	9'	10' & 12'																												
<table border="1"> <tr><td>O</td><td>X</td></tr> <tr><td>X</td><td>O</td></tr> </table>	O	X	X	O	<table border="1"> <tr><td>O</td><td>X</td></tr> <tr><td>X</td><td>O</td></tr> </table>	O	X	X	O	<table border="1"> <tr><td>O</td><td>X</td></tr> <tr><td>X</td><td>O</td></tr> </table>	O	X	X	O	<table border="1"> <tr><td>X</td><td>O</td><td>O</td></tr> <tr><td>X</td><td>O</td><td>X</td></tr> <tr><td>O</td><td>O</td><td>X</td></tr> </table>	X	O	O	X	O	X	O	O	X	<table border="1"> <tr><td>O</td><td>X</td><td>O</td></tr> </table>	O	X	O	<table border="1"> <tr><td>O</td><td>X</td><td>X</td><td>O</td></tr> </table>	O	X	X	O
O	X																																
X	O																																
O	X																																
X	O																																
O	X																																
X	O																																
X	O	O																															
X	O	X																															
O	O	X																															
O	X	O																															
O	X	X	O																														
59 1/2" x 79 1/2" 58 1/2" x 81"	71 1/2" x 79 1/2" 70 1/2" x 81"	95 1/2" x 79 1/2" 94 1/2" x 81"	104" x 79 1/2" 102 9/16" x 81"	107 7/8" x 79 1/2" 106 7/16" x 81"	116 1/2" x 79 1/2" 140 9/16" x 79 1/2" 114 5/8" x 81" 138 11/16" x 81"																												

ICALITY OF A SLIDING DOOR WITH THE LOOK OF A GARDEN DOOR
 PVC/WOOD FRAME | WELDED PVC PANELS

IMAGINE



SHOWN WITH BLACK PAINT OPTION AND 1 3/4" DIVIDERS

PERFORMANCES

Canadian Standards	Air-tightness	Water-tightness	Wind resistance	Ease of operation	Forced entry
CAN/CGSB-82.1-M89	A3	B4	C3	E3	F2
Harmonized Standards - 71 1/2" x 81 1/2"	Air-tightness	Water-tightness	Structure	Overall	
AAMA/WDMA/CSA101/I.S.2/A440-08	PASSED	400 Pa	DP-45	PG-R45	
Energy efficiency					
RE 28 / U 1,76 Low E 80/70 Surface 3			RE 27 / U 1,76 Low E 80/70 Surface 2		

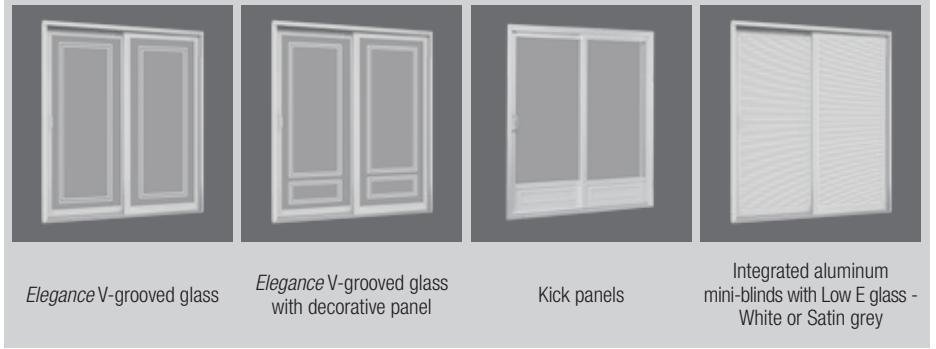
Testing performed in a laboratory

OPTIONS

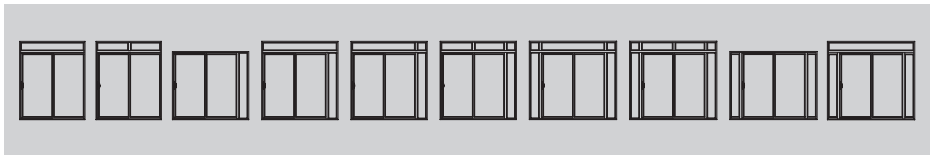
OPTIONS CHART

	530	550	ELEMENT	IMAGINE
Kick panels	•	•	—	—
Transoms	•	•	•	•
Sidelites	•	•	•	•
“Desert Sand” extrusions	—	—	—	—
Paint	•	•	•	•
Low E glass	•	•	•	•
Triple glass	—	•	•	•
Elegance V-grooved glass	—	•	•	•
Tinted grey or bronze glass	•	•	•	•
Integrated blinds with Low E glass - White	—	•	•	•
Integrated blinds with Low E glass - Satin Grey	—	•	•	•
Grids	•	•	•	•
Dividers	•	•	•	•
Wood extension 3 or 4 sides	•	•	•	•
4-sided interior cladding	•	•	•	•
Brick mould and sill extension	•	•	•	•
Sill extension	•	•	•	•
Nail fin	—	—	—	—
Security bar	•	•	•	•
Foot lock	•	•	•	•
Double-point mortise lock	•	•	•	•
Signature handle	•	•	•	•
Keyed lock	•	•	•	•
Ultra-resistant screen	•	•	•	•
Novavision retractable screen	•	•	•	•

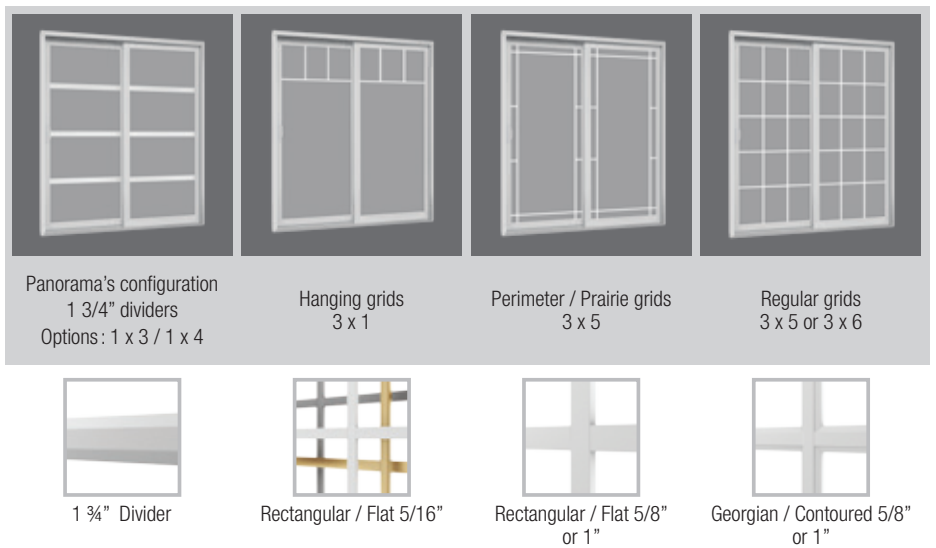
GLASS



TRANSOMS AND SIDELITES



GRIDS



Please contact your retailer for the availability of these options. Custom configuration possibilities.



novatechgroup.com

ALBERTA 5505, 72nd Avenue SE, Unit 17 Calgary T2C 3C4 EUROPE 8 quai du Canal, BP83 42 302 Roanne ONTARIO 2070 Codrin Crescent, Unit 1 Toronto M9W 7J2 QUÉBEC 160 Murano Street Sainte-Julie J3E 0C6 | 100,181st Street Beauveville G5X 2T1

970-XXXX (Patio door brochure 500 Series, English)
Printed in Canada (1st printing 03/2016)